









APRICOT'S LITTER PICK GUIDE

#HedgehogWalk

You will need:

-  An adult helper
-  A group of friends (optional but useful)
-  Thick gardening gloves
-  Buckets
-  Litter picking tool
-  Suitable footwear

Ask an adult to take you on a litter pick

- Check with an adult if you're not sure whether to pick something up.

- You could try separating litter into different buckets for recycling
- Try not to overfill buckets as they may become too heavy



crisp packets or wrappers



cigarette butts




empty cans



empty bottles



paper



carrier bags



bits of plastic



Notes for adults

There can be dangerous objects on a litter pick, please take care and do not pick up anything that could harm you.